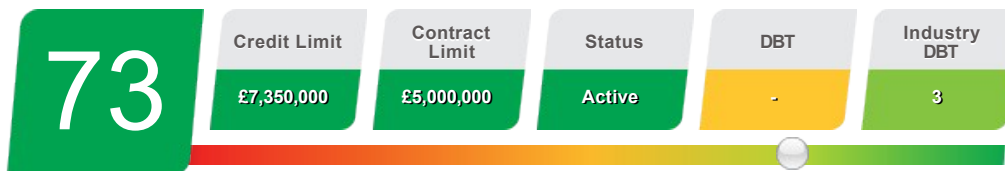


Company Name: COUNTY NATWEST GUARANTEE COMPANY LTD
Company No: 07584708
Safe No: UK07793796

Company Status: Active - Accounts Filed



Registered Address: 207 REGENT STREET
THIRD FLOOR
LONDON
W1B 3HH

Your Name: Richard Thomas - PA
Your User ID: 101424169
Date / Time: 16:10 Thursday, 26 September 2019

Your Name: Richard Thomas - PA
Your User ID: 101424169
Date / Time: 16:10 Thursday, 26 September 2019

Limited Company
 Report Summary

Company Name: COUNTY NATWEST GUARANTEE COMPANY LTD
Company Number: 07584708
Safe Number: UK07793796



Company Summary

Registered Address	207 REGENT STREET THIRD FLOOR LONDON W1B 3HH	Trading Address	207 Regent Street LONDON W1B 3HH
		Website Address	-
Telephone Number	-	Fax Number	-
TPS	-	FPS	Yes
Incorporation Date	30/03/2011		
Previous Name	SFAC CREDIT GUARANTEE COMPANY LTD	Type	Private limited with Share Capital
FTSE Index	-	Date of Change	08/06/2017
Filing Date of Accounts	04/06/2019	Currency	GBP
Share Capital	£91,010,002	SIC07	64929
Charity Number	-		
SIC07 Description	OTHER CREDIT GRANTING N.E.C.		
Principal Activity			

Credit Rating & Limit

73

Todays Rating [1-100]	73
Previous Rating [0-100]	0
Todays Limit	£7,350,000
Previous Limit	£0
Todays Contract Limit	£5,000,000

Based upon the company's latest industry classification, today's rating of 73 places the company in the upper 25% of 1321 companies sampled from the same industry

Rating - Key Financials Filed / Established

Rating	Description
● 71 - 100	Very Low Risk
● 51 - 70	Low Risk
● 30 - 50	Moderate Risk
● 21 - 29	High Risk
● 1 - 20	Very High Risk
Not Rated	Please see report for description

Rating - Newly Incorporated

Rating	Description
● 51 - 100	Low Risk
● 30 - 50	Moderate Risk
● 1 - 29	Caution - High Risk
Not Rated	Please see report for description

INTERNATIONAL SCORE

A

International Score Description:
Very Low Risk
 The Creditsafe International Score represents a

SCORE DESCRIPTION

A	Very Low Risk
B	Low Risk
C	Moderate Risk

common risk scoring platform which enables companies to be compared on an international basis.

D	High Risk
E	Not Rated

Additional Information

CCJ's	1 (£482)			Accountant	-
28/08/2015	COUNTY COURT BUSINESS CENTRE	£482	Judgment	Mortgages	0
-	-	-	-	Group	0 companies
-	-	-	-	Linkages	0 companies
Ultimate Holding Company	-			Countries	In 0 countries

Key Financials

Year to Date	Turnover	Pre Tax Profit	Shareholder's Funds	Employees
31/03/2018	-	-	£90,000,000	-
31/03/2017	-	-	£90,000,000	-
31/03/2016	-	-	£90,000,000	-

Mortgage Summary


Total Mortgage	0
Outstanding	0
Satisfied	0

Trade Debtors / Bad Debt Summary

Total Number of Documented Trade	0
Total Value of Documented Trade	£0

Commentary

This company has been treated as a Small company in respect of the rating/limit generated. 

This company trades in an industry with a moderate level of corporate failures. 

CCJ

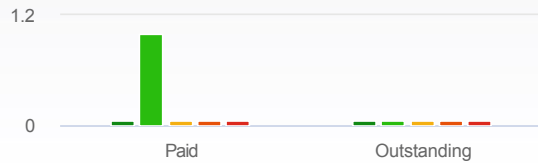
Total Number of Exact CCJs -	1	Total Value of Exact CCJs -	£482
Total Number of Possible CCJs -	0	Total Value of Possible CCJs -	
Total Number of Satisfied CCJs -	0	Total Value of Satisfied CCJs -	

Total Number of Writs - -

Payment Information

Trade Payment Information

Average Invoice Value	£180.00
Invoices available	1
Paid	1
Outstanding	0



Trade Payment Data is real life payment experiences gathered from selected third party partners big and small who send us trade payment information on their complete sales ledger.

● Within Terms ● 0-30 Days ● 31-60 Days
● 61-90 Days ● 91+ Days

Customer Payment Experiences



Number of Experiences

Customer Payment Experiences are supplied by Creditsafe users based on their payment experience with their customers.

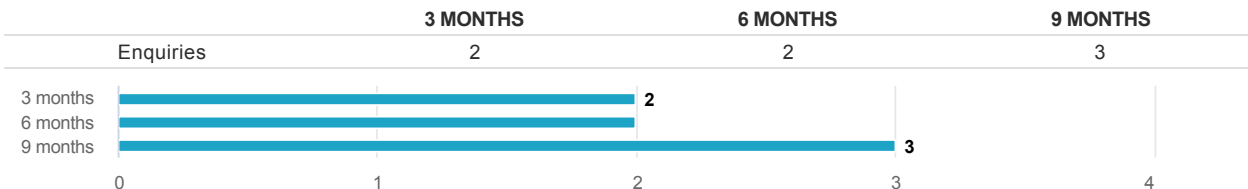
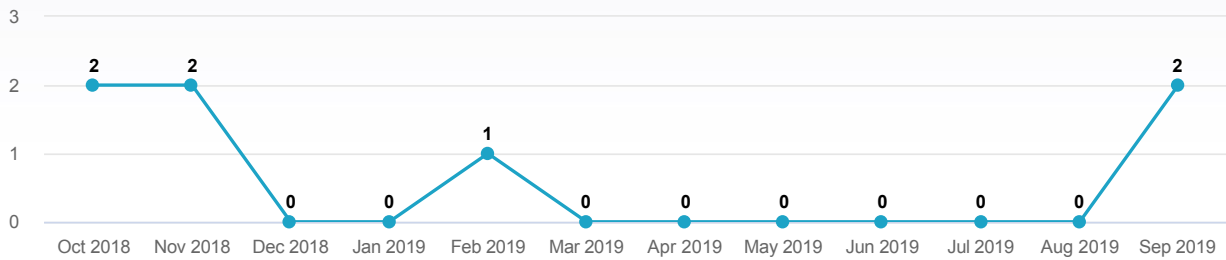
Enquiries Trend

The last enquiry date was 16/09/2019

There have been 7 enquiries in the last 12 months.

There are an average of 1 reports taken each month.

Monthly Breakdown



Total Current Directors	2	Total Current Secretaries	0
Total Previous Directors / Company Secretaries	2	Total Person's With Significant Control	3

Current Directors












Title	Dr	Function	Director
Name	Domenico Avv. Ianniello	Nationality	Italian
Date of Birth	09/1948	Present Appointments	3
Latest Address	4 Via Ligabue, Latina	Appointment Date	16/04/2019
Post Code	04100	Occupation	Lawyer
Title	Mr	Function	Director
Name	Renato Sardella	Nationality	Italian
Date of Birth	02/1947	Present Appointments	1
Latest Address	0 Via Aria Morte, Quattropiani, Santa Marina	Appointment Date	25/06/2019
Post Code	84070	Occupation	Chartered Accountant





Current Company Secretary

Top Shareholders


















Name	Currency	Share Count	Share Type	Nominal Value	% of Total Share Count
NEW CENTURY BANCOR & TRUST INC	GBP	16,000,002	ORDINARY	1	99.5
NEW CENTURY BANCOR & TRUST INC	GBP	70,000	ORDINARY B	1,000	0.44
NEW CENTURY BANCOR & TRUST INC	GBP	10,000	NON PARTICIPATING B NON VOTING	501	0.06

Profit & Loss






Date Of Accounts	31/03/18 (%)	31/03/17 (%)	31/03/16 (%)	31/03/15 (%)	31/03/14
Weeks	52 (%)	52 (%)	52 (%)	52 (%)	52
Currency	GBP (%)	GBP (%)	GBP (%)	GBP (%)	GBP
Consolidated A/cs	N (%)	N (%)	N (%)	N (%)	N
 Turnover	- -	- -	- -	- -	-
 Export	- -	- -	- -	- -	-
 Cost of Sales	- -	- -	- -	- -	-
 Gross Profit	- -	- -	- -	- -	-
 Wages & Salaries	- -	- -	- -	- -	-
 Directors Emoluments	- -	- -	- -	- -	-
 Operating Profit	- -	- -	- -	- -	-
 Depreciation	- -	- -	- -	- -	-
 Audit Fees	- -	- -	- -	- -	-
 Interest Payments	- -	- -	- -	- -	-
 Pre Tax Profit	- -	- -	- -	- -	-

 Taxation	-	-	-	-	-	-	-	-
 Profit After Tax	-	-	-	-	-	-	-	-
 Dividends Payable	-	-	-	-	-	-	-	-
 Retained Profit	-	-	-	-	-	-	-	-


Balance Sheet





Date Of Accounts	31/03/18	(%)	31/03/17	(%)	31/03/16	(%)	31/03/15	(%)	31/03/14
 Tangible Assets	-	-	-	-	-	-	-	-	-
 Intangible Assets	-	-	-	-	-	-	-	-	-
 Total Fixed Assets	-	-	-	-	-	-	-	-	-
 Stock	-	-	-	-	-	-	-	-	-
 Trade Debtors	£90,000,000	-	-	-	-	-	-	-	-
 Cash	-	-	-	-	-	-	-	-	-
 Other Debtors	-	-	-	-	-	-	-	-	-
 Miscellaneous Current Assets	-	-100%	£90,000,000	-	£90,000,000	-	-	-	-
 Total Current Assets	£90,000,000	-	£90,000,000	-	£90,000,000	-	-	-	-
 Trade Creditors	-	-	-	-	-	-	-	-	-
 Bank Loans & Overdrafts	-	-	-	-	-	-	-	-	-
 Other Short Term Finance	-	-	-	-	-	-	-	-	-
 Miscellaneous Current Liabilities	-	-	-	-	-	-	-	-	-
 Total Current Liabilities	-	-	-	-	-	-	-	-	-
 Bank Loans & Overdrafts and LTL	-	-	-	-	-	-	-	-	-
 Other Long Term Finance	-	-	-	-	-	-	-	-	-
 Total Long Term Liabilities	-	-	-	-	-	-	-	-	-

Capital & Reserves




Date Of Accounts	31/03/18	(%)	31/03/17	(%)	31/03/16	(%)	31/03/15	(%)	31/03/14
 Called Up Share Capital	-	-100%	£90,000,000	-	£90,000,000	-	-	-	-
 P & L Account Reserve	£90,000,000	-	-	-	-	-	-	-	-
 Revaluation Reserve	-	-	-	-	-	-	-	-	-
 Sundry Reserves	-	-	-	-	-	-	-	-	-
 Shareholder Funds	£90,000,000	-	£90,000,000	-	£90,000,000	-	-	-	-

Other Financial Items



Date Of Accounts	31/03/18	(%)	31/03/17	(%)	31/03/16	(%)	31/03/15	(%)	31/03/14
 Net Worth	£90,000,000	-	£90,000,000	-	£90,000,000	-	-	-	-

 Working Capital	£90,000,000	-	£90,000,000	-	£90,000,000	-	-	-
 Total Assets	£90,000,000	-	£90,000,000	-	£90,000,000	-	-	-
 Total Liabilities	-	-	-	-	-	-	-	-
 Net Assets	£90,000,000	-	£90,000,000	-	£90,000,000	-	-	-













Cash Flow



Date Of Accounts	31/03/18	(%)	31/03/17	(%)	31/03/16	(%)	31/03/15	(%)	31/03/14
 Net Cashflow from Operations	-	-	-	-	-	-	-	-	-
 Net Cashflow before Financing	-	-	-	-	-	-	-	-	-
 Net Cashflow from Financing	-	-	-	-	-	-	-	-	-
 Increase in Cash	-	-	-	-	-	-	-	-	-

Miscellaneous

Date Of Accounts	31/03/18	(%)	31/03/17	(%)	31/03/16	(%)	31/03/15	(%)	31/03/14
Contingent Liability	NO	-	NO	-	NO	-	NO	-	NO
 Capital Employed	£90,000,000	-	£90,000,000	-	£90,000,000	-	-	-	-
 Number of Employees	-	-	-	-	-	-	-	-	-
Accountants									
Auditors									
Auditor Comments	The company is exempt from audit								
Bankers									
Bank Branch Code									

Ratios

Date Of Accounts	31/03/18	31/03/17	31/03/16	31/03/15	31/03/14
 Pre-tax profit margin %	-	-	-	-	-
 Current ratio	-	-	-	-	-
 Sales/Net Working Capital	-	-	-	-	-
 Gearing %	-	-	-	-	-
 Equity in %	100	100	100	-	-
 Creditor Days	-	-	-	-	-
 Debtor Days	-	-	-	-	-
 Liquidity/Acid Test	-	-	-	-	-
 Return On Capital Employed %	-	-	-	-	-
 Return On Total Assets Employed %	-	-	-	-	-
 Current Debt Ratio	-	-	-	-	-
 Total Debt Ratio	-	-	-	-	-

 Stock Turnover Ratio %	-	-	-	-	-
 Return on Net Assets Employed %	-	-	-	-	-

Report Notes

There are no notes to display.

Status History

Date	Description
29/05/2019	Compulsory strike off cancelled
16/05/2019	Suspension of striking off letter
11/04/2019	Dissolution (First Gazt)

Event History

Date	Description
25/07/2019	Confirmation Statement
28/06/2019	New Board Member Mr R. Sardella appointed
07/06/2019	Confirmation Statement
06/06/2019	New Accounts Filed
06/06/2019	New Accounts Filed
06/06/2019	Change in Reg.Office
06/06/2019	Change of Company Postcode
08/05/2019	Change in Reg.Office
08/05/2019	Change of Company Postcode
01/05/2019	New Board Member Dr D.A. Ianniello appointed
17/04/2019	Change in Reg.Office
17/04/2019	Change of Company Postcode
17/04/2019	Mr D.A. Ianniello has left the board
18/02/2019	Change in Reg.Office
18/02/2019	Change of Company Postcode

Rating History [Show graph](#)

Date	Rating	Description
06/06/2019	73	Very Low Risk
16/05/2019	Not Rated	Financial Statements too old
11/04/2019	Not Rated	Dissolution
01/01/2019	Not Rated	Financial Statements too old
28/08/2018	73	Very Low Risk
02/01/2018	27	High Risk
01/01/2018	31	Moderate Risk
29/10/2016	31	Moderate Risk
15/03/2015	Not Rated	Non trading
13/03/2015	Not Rated	Dormant Company

Limit History [Show graph](#)

Date	Limit
06/06/2019	£7,350,000
16/05/2019	-
11/04/2019	-
01/01/2019	-
28/08/2018	£7,350,000
02/01/2018	£0
01/01/2018	£1,550,000
29/10/2016	£1,350,000
15/03/2015	-
13/03/2015	-

Previous Company Names

Date	Previous Name
08/06/2017	SFAC CREDIT GUARANTEE COMPANY LTD
17/06/2015	NISSAY DOWA GUARANTEE COMPANY LIMITED
17/04/2013	SIAC-RE GUARANTEE COMPANY LIMITED

Writ Details

No writs found

Statistics

Group	-
Linkages	0 companies
Countries	In 0 countries

Summary

Holding Company	-
Ownership Status	
Ultimate Holding Company	-

Group Structure

Full

No Group Structure



Creditsafe UK
Bryn House,
Caerphilly Business Park,
Van Rd,
Caerphilly,
CF83 3GG



www.creditsafeuk.com



twitter.com/creditsafeuk



facebook.com/creditsafeuk



linkedin.com/company/creditsafe

Registered in Wales. Company number: 03836192